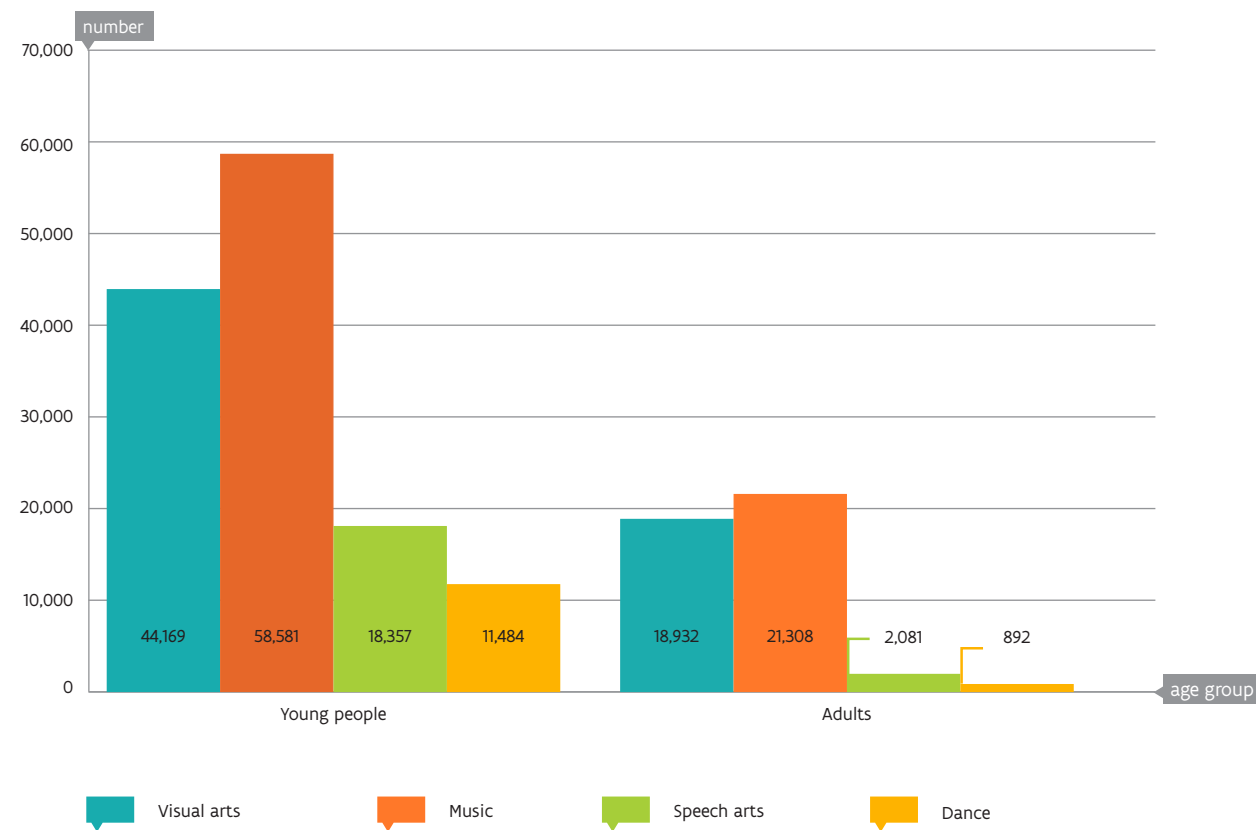


1 Number of course participants in part-time arts education by age category, subject and gender ⁽¹⁾

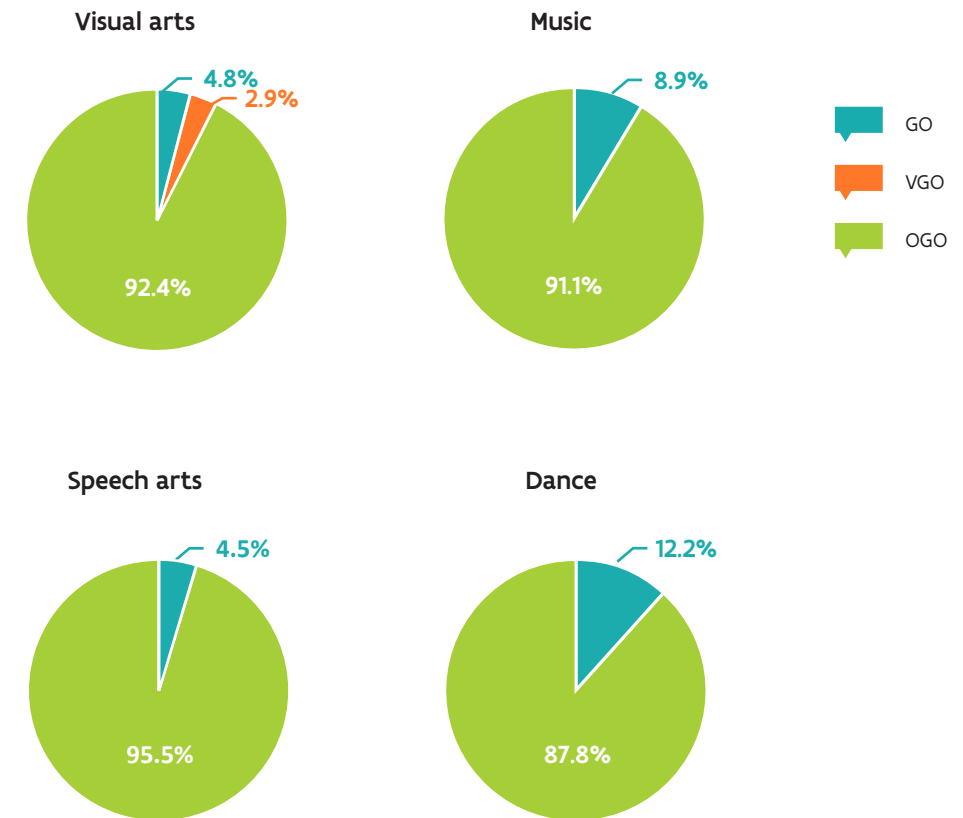
	Young people			Adults			Total		
	M	F	T	M	F	T	M	F	T
Visual arts	14,677	29,492	44,169	5,480	13,452	18,932	20,157	42,944	63,101
Music	23,071	35,510	58,581	9,055	12,253	21,308	32,126	47,763	79,889
Speech arts	5,073	13,284	18,357	560	1,521	2,081	5,633	14,805	20,438
Dance	283	11,201	11,484	21	871	892	304	12,072	12,376
Total	43,104	89,487	132,591	15,116	28,097	43,213	58,220	117,584	175,804

(1) The count is based on the number of students eligible for funding. Individuals enrolled on more than one course of study are counted more than once.

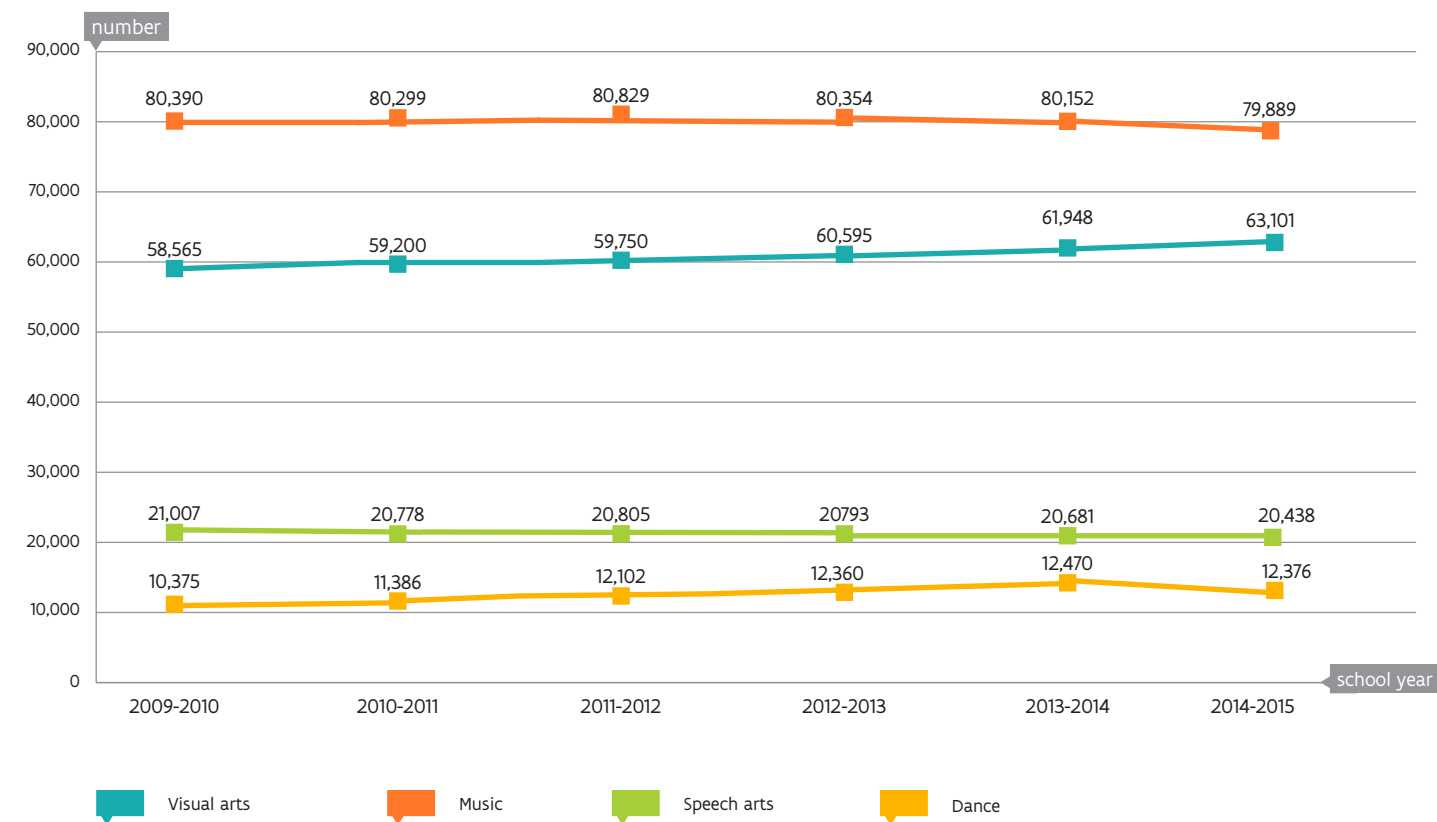
2 Proportion of young people/adults in part-time arts education



3 Course participants in part-time arts education by educational network



4 Changes in the number of course participants in part-time arts education by subject



5 Number of course participants in part-time arts education by subject or by combination of subjects for which they enrolled ⁽¹⁾

	Number of course participants	Percentage
Subject or combination of subjects		
Only music	73,373	65.1%
Only speech arts	15,158	13.4%
Only dance	9,901	8.8%
Music and speech arts	9,042	8.0%
Music and dance	3,432	3.0%
Speech arts and dance	960	0.9%
Music and speech arts and dance	837	0.7%
Total	112,703	100.0%

(1) The number of course participants is measured by the number of subjects for which they have enrolled. Individuals enrolled in more than one subject are counted more than once.

1 Number of institutes in part-time arts education

	GO	VGO	OGO	Total
Visual arts	5	4	56	65
Music, speech arts and dance	10	-	83	93
Art academies ⁽¹⁾	-	-	10	10
Total	15	4	149	168

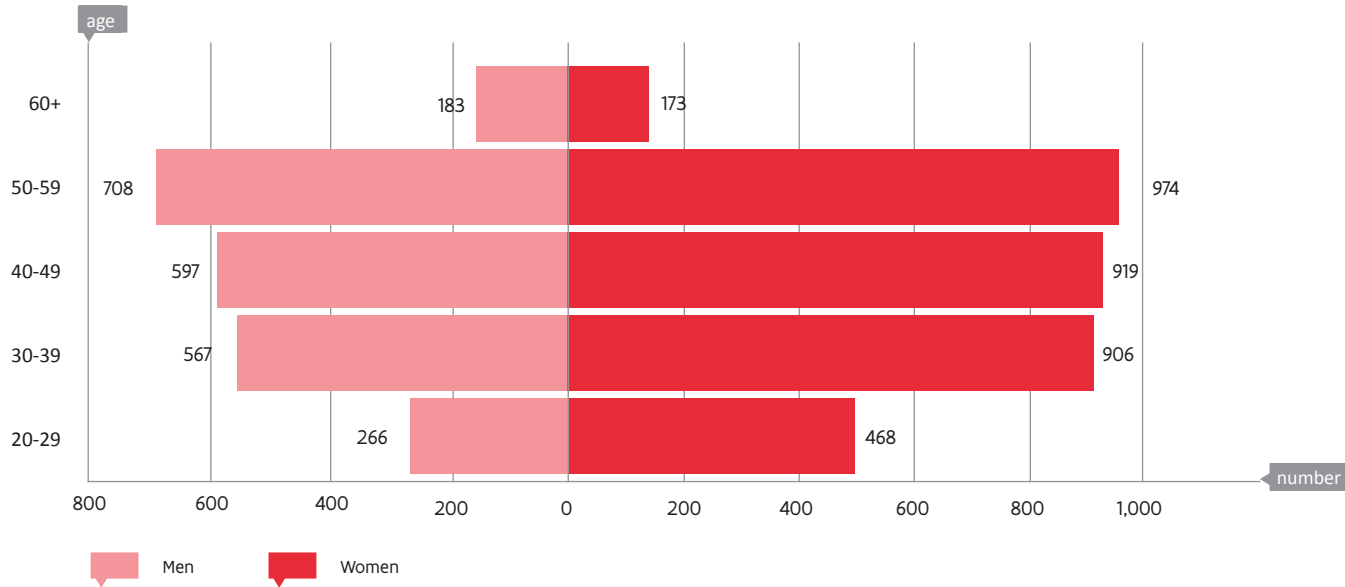
(1) Art academies offer visual arts as well as music, speech arts and dance.

6 PART-TIME ARTS EDUCATION STAFF

1 Staff in part-time arts education expressed in number of persons/number of full-time equivalents

	Men	Women	Total
Number of persons	2,321	3,440	5,761
Number of full-time equivalents	1,818	2,496	4,314

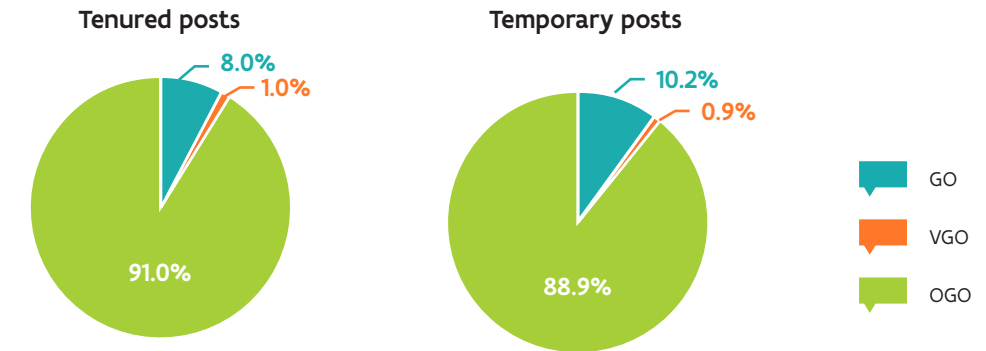
2 Staff in part-time arts education by age group and gender



3 Age structure of staff in part-time arts education by educational network and gender

	GO			VGO			OGO			Total		
	M	F	T	M	F	T	M	F	T	M	F	T
20-29	31	45	76	2	2	4	233	421	654	266	468	734
30-39	62	84	146	1	3	4	504	819	1,323	567	906	1,473
40-49	44	52	96	6	14	20	547	853	1,400	597	919	1,516
50-59	64	85	149	14	17	31	630	872	1,502	708	974	1,682
60+	23	18	41	5	1	6	155	154	309	183	173	356
Total	224	284	508	28	37	65	2,069	3,119	5,188	2,321	3,440	5,761
55+	57	59	116	14	5	19	462	511	973	533	575	1,108

4 Staff of part-time arts education by educational network and legal status (full-time equivalents)



5 Staff in part-time arts education by educational network, legal status and gender (full-time equivalents)

	Tenured posts			Temporary posts			Total		
	M	F	T	M	F	T	M	F	T
GO	117	146	263	49	55	104	166	201	367
VGO	15	19	34	4	5	9	19	24	43
OGO	1,288	1,714	3,002	345	557	902	1,633	2,271	3,904
Total	1,420	1,879	3,299	398	617	1,015	1,818	2,496	4,314

6 Staff in part-time arts education by legal status and age category

	20-29	30-39	40-49	50-59	60+	Total
Tenured posts	44	845	1,265	1,542	324	4,020
Temporary posts	690	628	251	140	32	1,741
Total	734	1,473	1,516	1,682	356	5,761

7 Changes in staff in part-time arts education by legal status

	2009-2010	2010-2011	2011-2012	2012-2013	2013-2014	2014-2015
Tenured posts	3,767	3,842	3,944	3,959	4,009	4,020
Temporary posts	1,846	1,838	1,764	1,769	1,746	1,741
Total	5,613	5,680	5,708	5,728	5,755	5,761

1 Part-time arts education budget and share of part-time arts education in the overall education budget (in thousands of euros)

Part-time arts education budget	232,296
Share of part-time arts education budget in the overall education budget	2.14%

2 Changes in the part-time arts education budget by educational network (in thousands of euros)

	2010	2011	2012	2013	2014	2015
GO	17,836	18,851	19,448	20,024	20,877	20,649
VGO	2,573	2,710	2,738	2,805	2,721	2,714
OGO	184,074	194,948	201,320	205,474	209,119	208,377
Cross educational networks	252	258	592	592	595	556
Total	204,735	216,767	224,098	228,895	233,312	232,296

3 Changes in the cost per course participant in part-time arts education (in euros)

