

5 ADULT EDUCATION • School population

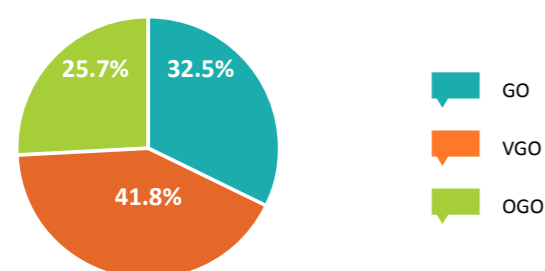
1 Number of course participants in secondary adult education and adult basic education ⁽¹⁾

| | GO | | | VGO | | | OGO | | | Total | | |
|---------------------------|--------|--------|---------|--------|--------|---------|--------|--------|--------|---------|---------|---------|
| | M | F | T | M | F | T | M | F | T | M | F | T |
| Secondary adult education | 44,296 | 62,349 | 106,645 | 52,488 | 84,699 | 137,187 | 36,676 | 47,579 | 84,255 | 133,460 | 194,627 | 328,087 |
| Adult basic education | - | - | - | - | - | - | - | - | - | 19,382 | 26,398 | 45,780 |

(1) In secondary adult education and adult basic education, the number of unique enrolments on the same course during the reference period (1/4/2012-31/3/2013) is reported. Students who enrol twice or more on the same course are only counted once. Students enrolled on two (or more) different courses (whether or not within the same field of study) are counted twice (or more).

2 Distribution of the number of course participants in secondary adult education over the educational networks

Secondary adult education



3 Number of course participants by field of study in secondary adult education and adult basic education

Secondary adult education

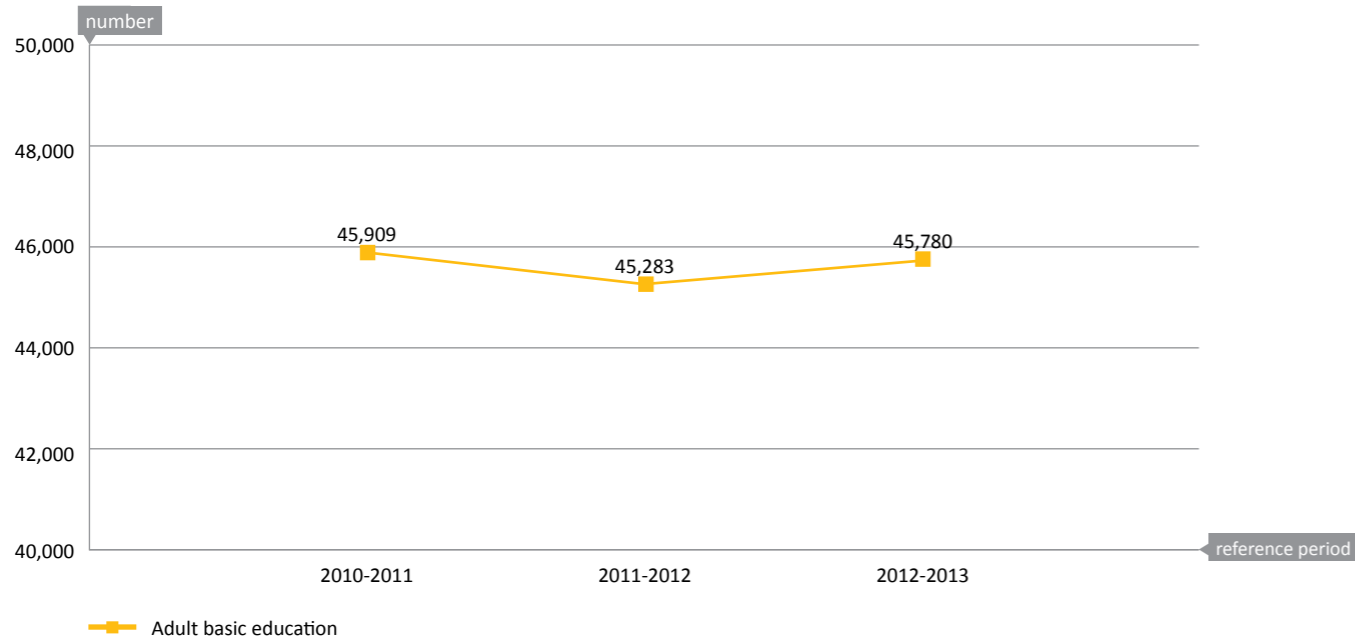
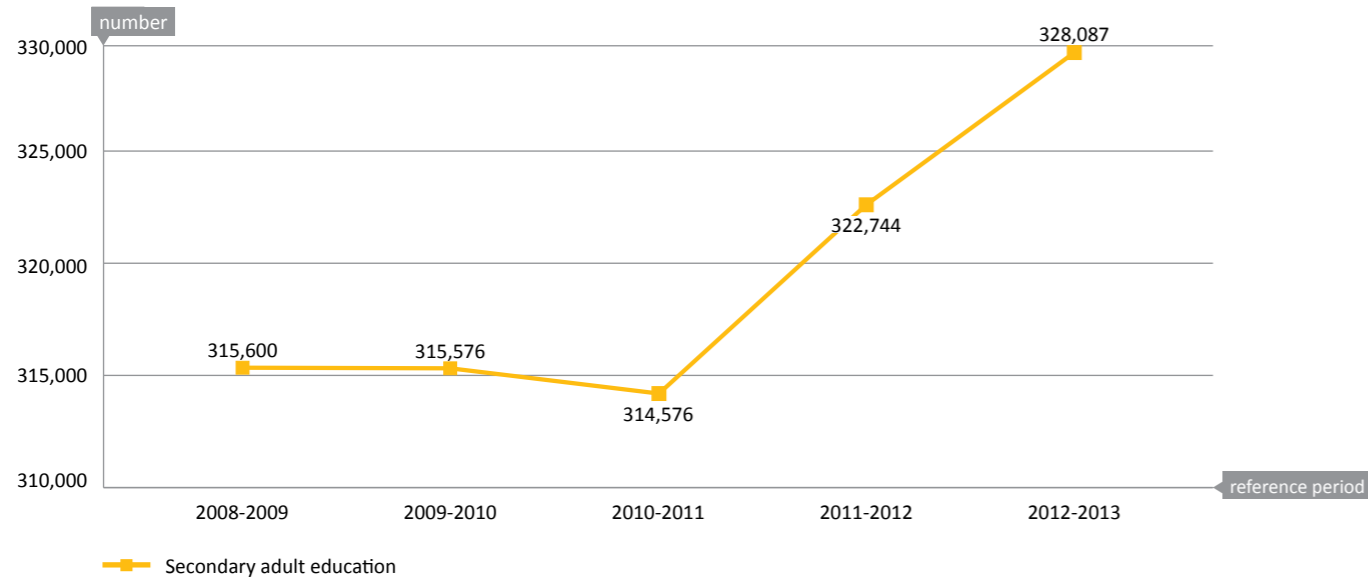
| FIELD OF STUDY | M | F | T |
|--------------------------------------------|--------|--------|--------|
| General training | 4,840 | 4,695 | 9,535 |
| Car mechanics | 4,467 | 238 | 4,705 |
| Library, archive and documentation science | 198 | 366 | 564 |
| Special educational needs | 131 | 303 | 434 |
| Bookbinding | 39 | 73 | 112 |
| Building | 3,356 | 677 | 4,033 |
| Chemistry | 404 | 200 | 604 |
| Decoration | 15 | 9 | 24 |
| Printing technology | 6,736 | 7,749 | 14,485 |
| Commerce | 5,245 | 4,826 | 10,071 |
| Woodworking | 2,580 | 939 | 3,519 |
| Home economics education | 3,859 | 11,702 | 15,561 |
| Information and communication technology | 19,267 | 28,504 | 47,771 |
| Jewellery | 166 | 191 | 357 |
| Lacemaking | 8 | 281 | 289 |
| Heat and cooling | 1,043 | 50 | 1,093 |

| | | | |
|-------------------------------|----------------|----------------|----------------|
| Agriculture and horticulture | 393 | 983 | 1,376 |
| Leather-working | 38 | 277 | 315 |
| Personal hygiene | 163 | 4,838 | 5,001 |
| Maritime education | 142 | 10 | 152 |
| Mechanics - Electricity | 6,962 | 1,006 | 7,968 |
| Fashion | 161 | 14,138 | 14,299 |
| Musical instrument making | 175 | 31 | 206 |
| Dutch as a second language | 34,763 | 44,720 | 79,483 |
| Caring | 1,185 | 8,021 | 9,206 |
| Wrought ironwork | 102 | 14 | 116 |
| Languages guide stage 1 and 2 | 25,381 | 43,026 | 68,407 |
| Languages guide stage 3 and 4 | 3,256 | 6,772 | 10,028 |
| Textile crafts | 1 | 47 | 48 |
| Tourism | 147 | 244 | 391 |
| Nutrition | 8,217 | 9,623 | 17,840 |
| Other | 20 | 74 | 94 |
| Total | 133,460 | 194,627 | 328,087 |

Adult basic education

| FIELD OF STUDY | M | F | T |
|-----------------------------------------------|---------------|---------------|---------------|
| Literacy education Dutch as a second language | 4,411 | 5,567 | 9,978 |
| Information and communication technology | 1,574 | 4,025 | 5,599 |
| Community studies | 1,934 | 4,218 | 6,152 |
| Individual guidance ('Maatwerk') | 407 | 815 | 1,222 |
| Dutch | 1,094 | 1,647 | 2,741 |
| Dutch as a second language | 7,842 | 7,509 | 15,351 |
| Open Modules adult basic education | 1,374 | 1,054 | 2,428 |
| Languages | 351 | 1,024 | 1,375 |
| Arithmetic | 395 | 539 | 934 |
| Total | 19,382 | 26,398 | 45,780 |

4 Changes in the number of course participants in secondary adult education and adult basic education ⁽¹⁾



(1) In secondary adult education and adult basic education the number of unique enrolments in the same training during the reference period is reported. The school years refer to the relevant reference periods. For adult basic education, only the data for the last 3 reference periods are available.

1 Centres for secondary adult education and centres for adult basic education

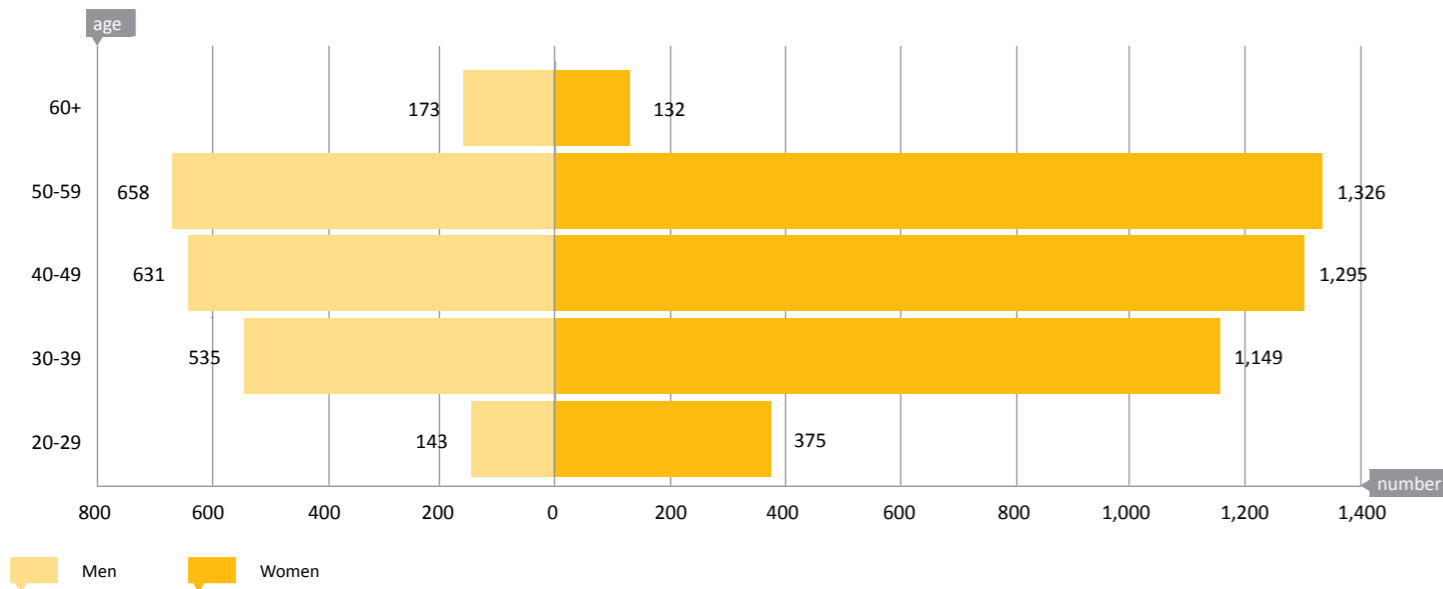
| | GO | VGO | OGO | Total |
|---------------------------------------------------------|----|-----|-----|-------|
| Centres for adult education (secondary adult education) | 26 | 57 | 26 | 109 |
| Centres for adult basic education | - | - | - | 13 |

A Secondary adult education

1 Staff in secondary adult education expressed in number of persons/number of full-time equivalents

| | Men | Women | Total |
|---------------------------------|-------|-------|-------|
| Number of persons | 2,140 | 4,277 | 6,417 |
| Number of full-time equivalents | 1,624 | 3,294 | 4,918 |

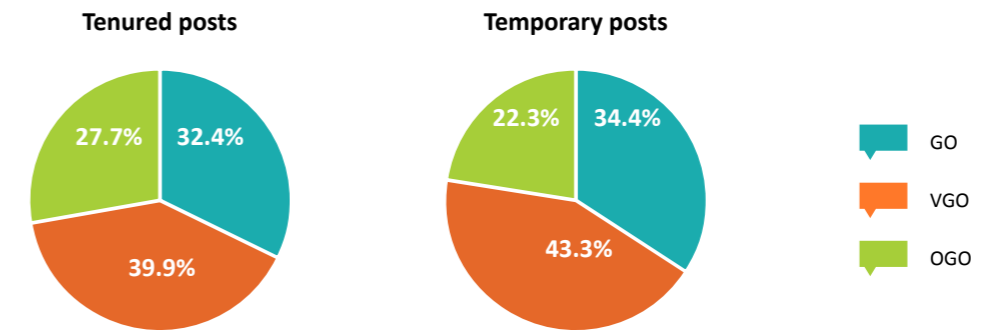
2 Staff in secondary adult education by age group and gender



3 Age structure of staff in secondary adult education by educational network and gender

| Age Group | GO | | | VGO | | | OGO | | | Total | | |
|--------------|------------|--------------|--------------|------------|--------------|--------------|------------|--------------|--------------|--------------|--------------|--------------|
| | M | F | T | M | F | T | M | F | T | M | F | T |
| 20-29 | 38 | 119 | 157 | 66 | 173 | 239 | 39 | 83 | 122 | 143 | 375 | 518 |
| 30-39 | 184 | 396 | 580 | 216 | 487 | 703 | 135 | 266 | 401 | 535 | 1,149 | 1,684 |
| 40-49 | 219 | 392 | 611 | 241 | 587 | 828 | 171 | 316 | 487 | 631 | 1,295 | 1,926 |
| 50-59 | 229 | 414 | 643 | 262 | 574 | 836 | 167 | 338 | 505 | 658 | 1,326 | 1,984 |
| 60+ | 72 | 43 | 115 | 60 | 56 | 116 | 41 | 33 | 74 | 173 | 132 | 305 |
| Total | 742 | 1,364 | 2,106 | 845 | 1,877 | 2,722 | 553 | 1,036 | 1,589 | 2,140 | 4,277 | 6,417 |
| 55+ | 186 | 230 | 416 | 168 | 271 | 439 | 112 | 166 | 278 | 466 | 667 | 1,133 |

4 Staff in secondary adult education by educational network and legal status (full-time equivalents)



5 Staff in secondary adult education by educational network, legal status and gender (full-time equivalents)

| | Tenured posts | | | Temporary posts | | | Total | | |
|--------------|---------------|--------------|--------------|-----------------|--------------|--------------|--------------|--------------|--------------|
| | M | F | T | M | F | T | M | F | T |
| GO | 352 | 697 | 1,049 | 217 | 362 | 579 | 569 | 1,059 | 1,628 |
| VGO | 362 | 928 | 1,290 | 249 | 481 | 730 | 611 | 1,409 | 2,020 |
| OGO | 302 | 593 | 895 | 142 | 233 | 375 | 444 | 826 | 1,270 |
| Total | 1,016 | 2,218 | 3,234 | 608 | 1,076 | 1,684 | 1,624 | 3,294 | 4,918 |

6 Staff in secondary adult education by legal status and age group

| | 20-29 | 30-39 | 40-49 | 50-59 | 60+ | Total |
|-----------------|------------|--------------|--------------|--------------|------------|--------------|
| Tenured posts | 59 | 836 | 1,227 | 1,557 | 218 | 3,897 |
| Temporary posts | 459 | 848 | 699 | 427 | 87 | 2,520 |
| Total | 518 | 1,684 | 1,926 | 1,984 | 305 | 6,417 |

7 Changes in staff in secondary adult education by legal status

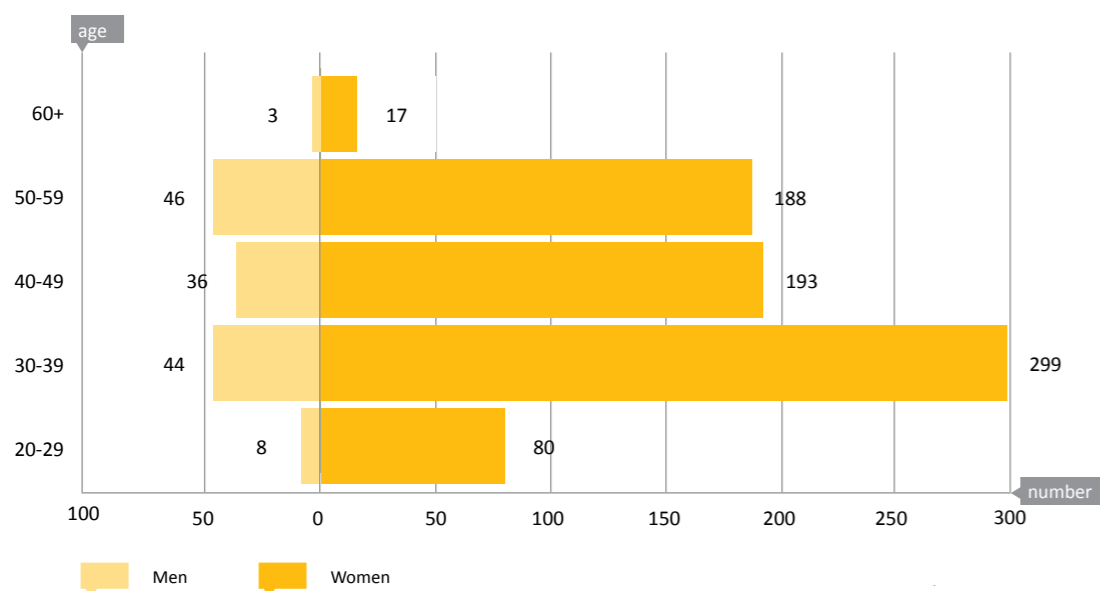
| | 2007-2008 | 2008-2009 | 2009-2010 | 2010-2011 | 2011-2012 | 2012-2013 |
|-----------------|--------------|--------------|--------------|--------------|--------------|--------------|
| Tenured posts | 3,325 | 3,416 | 3,536 | 3,707 | 3,814 | 3,897 |
| Temporary posts | 2,653 | 2,672 | 2,644 | 2,577 | 2,517 | 2,520 |
| Total | 5,978 | 6,088 | 6,180 | 6,284 | 6,331 | 6,417 |

B Adult basic education

1 Staff in adult basic education expressed in number of persons/number of full-time equivalents

| | Men | Women | Total |
|---------------------------------|-----|-------|-------|
| Number of persons | 137 | 777 | 914 |
| Number of full-time equivalents | 116 | 576 | 692 |

2 Staff in adult basic education by age group and gender



3 Staff in adult basic education by legal status and gender

| | Contractors ⁽¹⁾ | | |
|-------|----------------------------|-----|-----|
| | M | F | T |
| Total | 137 | 777 | 914 |

(1) In adult basic education, the term 'temporary posts' is not used; all staff members are contractors.

1 Adult education budget and share of adult education in the overall education budget (in thousands of euros)

| | |
|----------------------------------------------------------|---------|
| Adult education budget | 373,352 |
| Share of adult education in the overall education budget | 3.51% |

2 Changes in adult education budget by educational network (in thousands of euros)

| | 2008 | 2009 | 2010 | 2011 | 2012 | 2013 |
|----------------|----------------|----------------|----------------|----------------|----------------|----------------|
| GO | 83,360 | 86,738 | 91,180 | 95,058 | 99,359 | 100,317 |
| VGO | 106,683 | 114,530 | 120,405 | 127,756 | 132,634 | 134,796 |
| OGO | 63,656 | 65,500 | 69,869 | 73,930 | 77,481 | 78,035 |
| Cross networks | 49,490 | 48,329 | 51,982 | 58,664 | 60,990 | 60,204 |
| Total | 303,189 | 315,098 | 333,435 | 355,408 | 370,464 | 373,352 |

Attention:

The budget for adult education refers to the budget for secondary adult education, higher vocational adult education and specific teacher training.

1 Approved subsidy amounts and approved subsidy applications in adult education in 2012 ⁽¹⁾

| | VGO | | OGO | | Total | |
|-----------------|-------------------|--------------------------------|-------------------|--------------------------------|-------------------|--------------------------------|
| | Amount (in euros) | Number of subsidy applications | Amount (in euros) | Number of subsidy applications | Amount (in euros) | Number of subsidy applications |
| Antwerp | 397,296 | 3 | - | - | 397,296 | 3 |
| Flemish Brabant | 54,575 | 1 | - | - | 54,575 | 1 |
| BCR | - | - | - | - | - | - |
| West Flanders | - | - | - | - | - | - |
| East Flanders | 2,318,614 | 3 | - | - | 2,318,614 | 3 |
| Limburg | 738,416 | 3 | - | - | 738,416 | 3 |
| Total | 3,508,901 | 10 | - | - | 3,508,901 | 10 |

(1) Including adult basic education.